

BL-1 Series

Clamp is designed for mounting BTC-40 & BTC-50 series sensor on round cylinder.

Cylinder Chart

Bore Size	Barrel Material	O.D. (mm)	Recommended mounting hole	Bore Size	Barrel Material	O.D. (mm)	Recommended mounting hole
Ø10	Stainless	11	10	Ø30	Aluminum	35	26
Ø12	Stainless	13.2	11	Ø32	Stainless	33.6	24
Ø16	Stainless	17	14	Ø32	Aluminum	37	27
Ø20	Stainless	21.6	16	Ø40	Stainless	42	30
Ø20	Aluminum	25	19	Ø40	Aluminum	45	32
Ø25	Stainless	26.5	20	Ø50	Aluminum	55	40
Ø25	Aluminum	30	22	Ø63	Aluminum	70	50

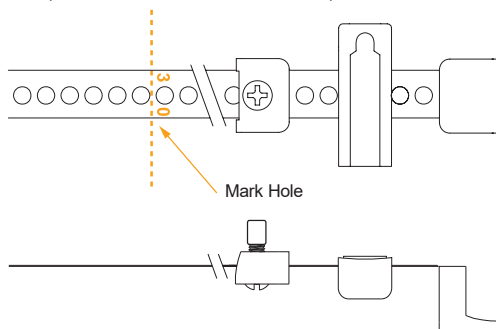


How To Mount

Example : Use with Ø40 stainless body cylinder.

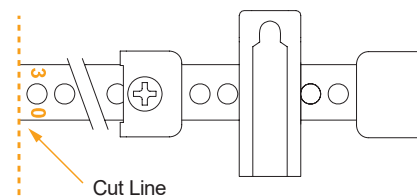
1 Step 1

Refer to the cylinder chart, make marking next to the 30th hole. (On the 31st hole, see below)



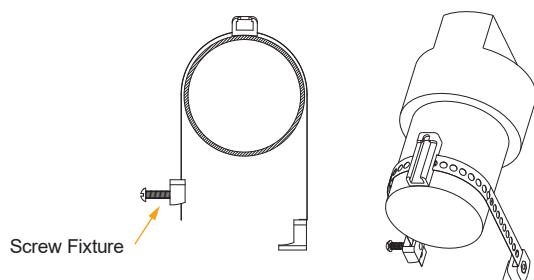
2 Step 2

Cut off excessive mounting band.



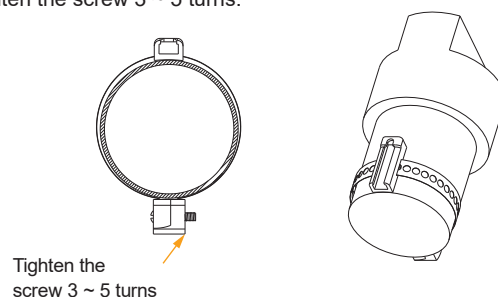
3 Step 3

Insert screw through screw fixture and the appropriate hole.



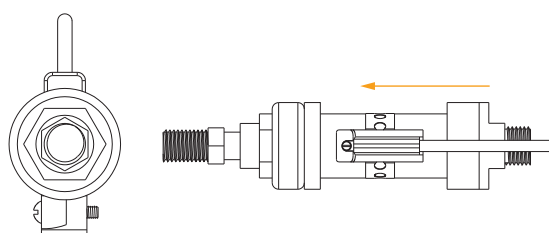
4 Step 4

Wrap the mounting band around the cylinder barrel and tighten the screw 3 ~ 5 turns.



5 Step 5

Mount the sensor in the BL-1 series bracket and tighten.



6 Step 6

Adjust sensor to the sensing position and tighten.

