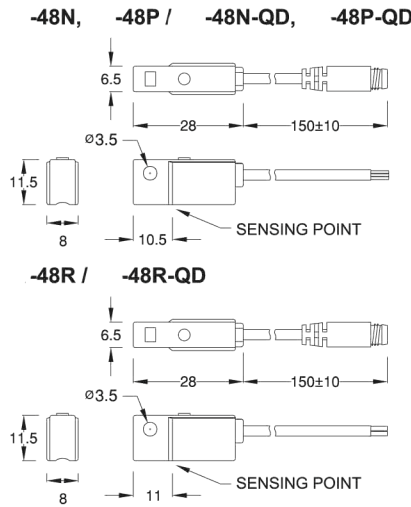


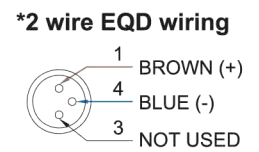
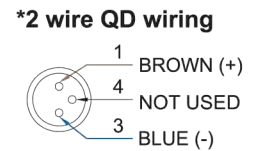
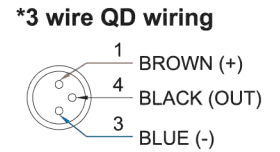


■ DIMENSION



Unit:mm

■ QD PINOUT

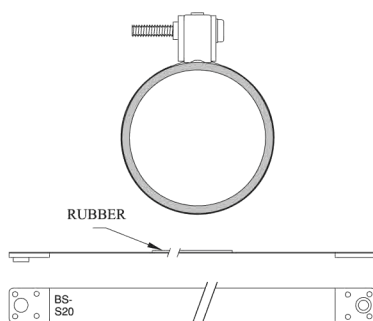


■ SPECIFICATION


TYPE	BTC-48R	BTC-48N	BTC-48P
CONNECT DIAGRAM			
CHARACTERISTICS			
WIRING METHOD	2-Wire Type	3-Wire Type	
SWITCHING LOGIC	SPST, Normally Open	Solid State Output, Normally Open	
SENSOR TYPE	Reed Switch	NPN Current Sinking	PNP Current Sourcing
OPERATING VOLTAGE	5~240V DC/AC	5~28V DC	
SWITCHING CURRENT	100 mA max.	50 mA max.	
CONTACT RATING (NOTE 1)	10 W max.	1.5 W max.	
CURRENT CONSUMPTION	--	10 mA @ 24V DC max.	
VOLTAGE DROP	2.5 V max.	1.5V @ 50 mA max.	
LEAKAGE CURRENT	--	0.01 mA max.	
INDICATOR	Red LED		Green LED
CABLE	ø3.3, 2C, PVC	ø3.3, 3C, PVC	
OPERATING FREQUENCY	200 Hz	1000 Hz	
MAGNET REQUIREMENT (NOTE 2)	100 Gauss	75 Gauss	
TEMPERATURE RANGE	-10~70°C		
SHOCK (NOTE 3)	30 G	50 G	
VIBRATION (NOTE 4)	9 G		
ENCLOSURE CLASSIFICATION	IEC 529 IP 67		
PROTECTION CIRCUIT (NOTE 5)	1	3,4	

- NOTE:
1. WARNING: Never exceed rating (Watt=Voltage x Amperage). Permanent damage to sensor will occur.
 2. Measuring standard target: ø15.5Xø8X5t (Anisotropy rubber magnet)
 3. Sin wave / X , Y , Z 3 directions / 3 times each direction / 11 ms each time.
 4. Double amplitude 1.5 mm / 10Hz~55Hz~10Hz (Sweep 1 min) / X , Y , Z 3 directions / 1 hour each time.
 5. 1=None / 2=Short-circuit / 3=Power Source Reverse polarity / 4=Surge Suppression

■ MOUNTING CLAMPS



BS Series
(See Page 2-34)



Pressure Switch

Magnetic Switch

Circular Connector