

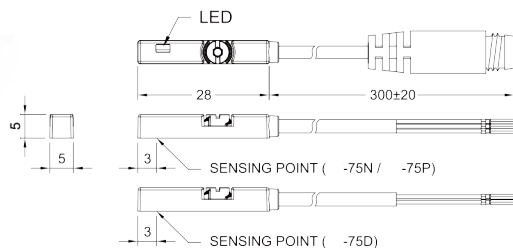
NEW
PATENTED
DUAL COLOR LED



Dual Color LED allow more precise positioning

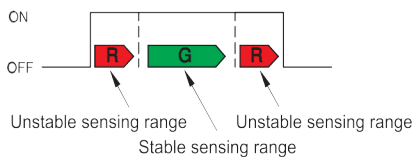
DIMENSIONS

-75N, -75P, -75D / -75N-QD, -75P-QD, -75D-QD



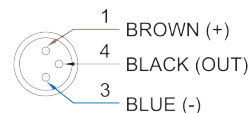
Unit:mm

SW OUT

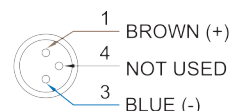


QD PINOUT

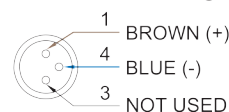
*3 wire QD wiring



*2 wire QD wiring



*2 wire EQD wiring



SPECIFICATIONS

TYPE	BTC-75D	BTC-75N	BTC-75P
CONNECT DIAGRAM			
CHARACTERISTICS			
Wiring Method	2-Wire Type	3-Wire Type	
Switching Logic	Solid State Output, Normally Open		
Sensor Type	-	NPN Current Sinking	PNP Current Sourcing
Operating Voltage	10~28V DC		
Switching Current	80mA max.		
Contact Rating (*1)	2W max.		
Current Consumption	-	10mA @ 24V DC max.	
Voltage Drop	4V max.	1.5V max.	
Leakage Current	1mA max.	0.05mA max.	
Indicator	Red / Green LED		
Cable	ø2.8, 2C, PU	ø2.8, 3C, PU	
Operating Frequency	1000Hz		
Magnet Requirement (*2)	50Gauss		
Temperature Range	-10~60°C		
Shock (*3)	50G		
Vibration (*4)	9G		
Enclosure Classification	IEC 60529 IP67		
Protection Circuit (*5)	2,3,4		

NOTE:

1. WARNING: Never exceed rating (Watt=Voltage x Amperage). Permanent damage to sensor will occur.
2. Measuring standard target: ø15.5Xø8X5t (Anisotropy rubber magnet)
3. Sin wave / X, Y, Z 3 directions / 3 times each direction / 11 ms each time.
4. Double amplitude 1.5 mm / 10Hz~55Hz~10Hz (Sweep 1 min) / X, Y, Z 3 directions / 1 hour each time.
5. 1=None / 2=Short-circuit / 3=Power Source Reverse polarity / 4=Surge Suppression

GROOVE DIMENSIONS

